

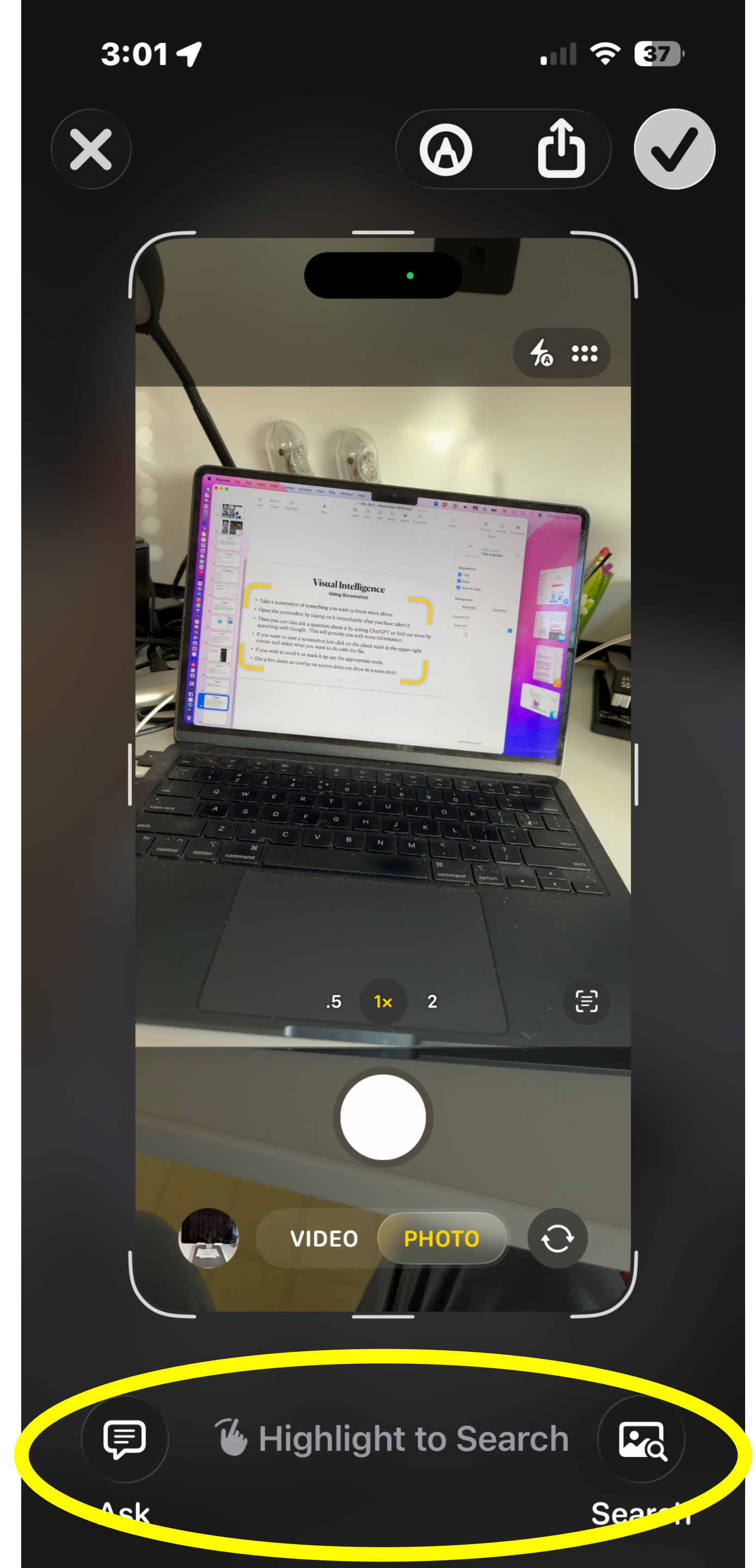
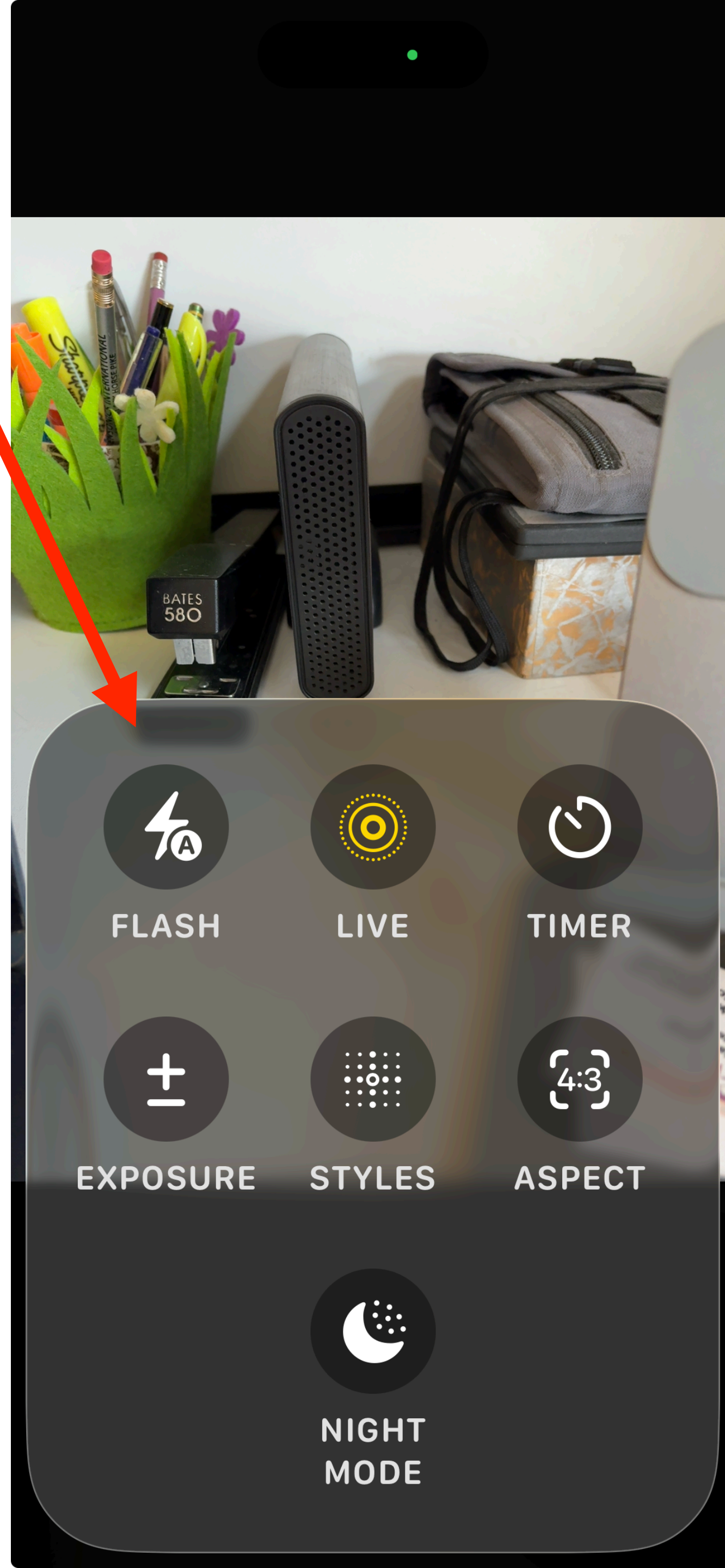
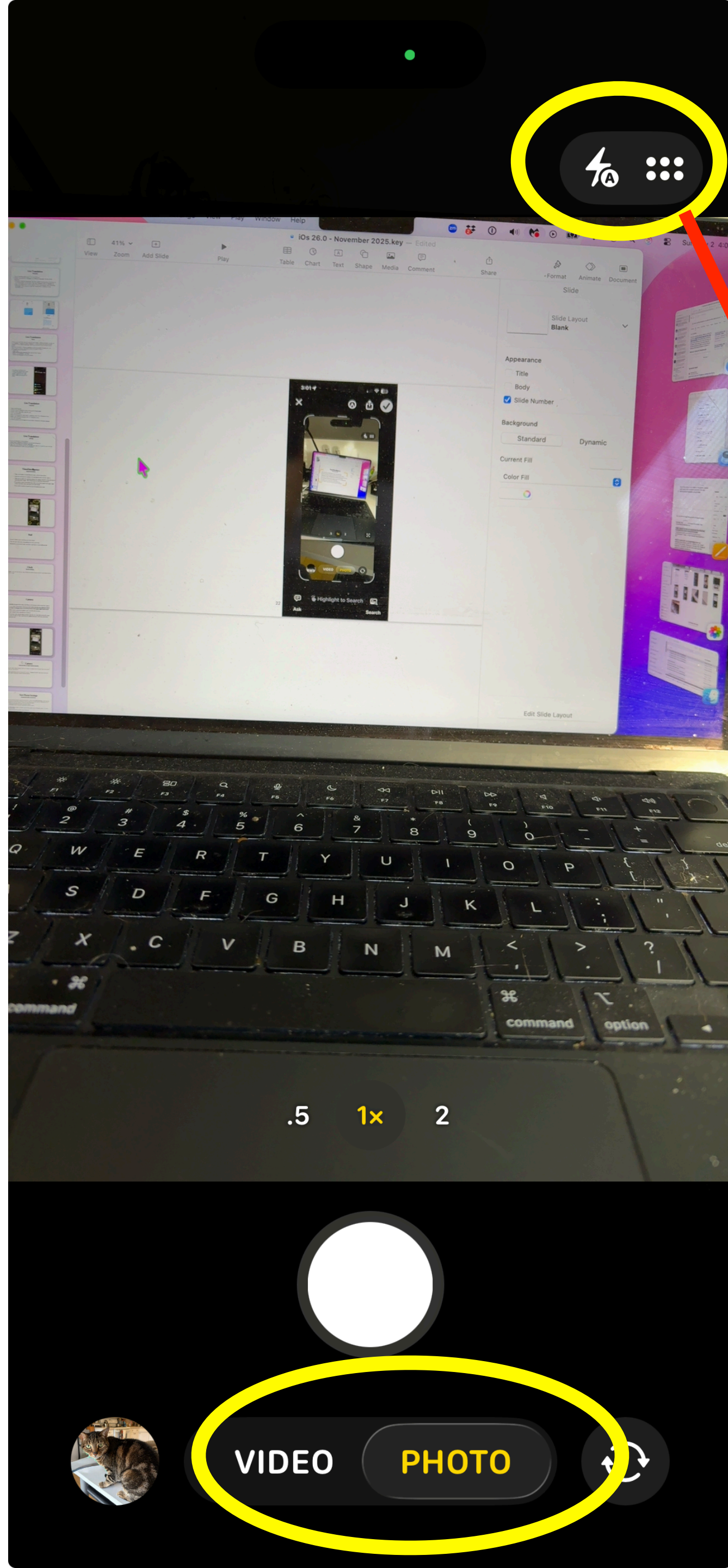
iOS 26

What's New - Part 2

Trudy Downs, November 4 & 11, 2025

Camera

- Simplified design shows Video and Photo at the bottom of the screen for Camera.
- To see other controls just swipe up partially **above the line that indicates where to swipe to change icons; or use the six dots in the upper right hand corner**
- Other screen controls will appear, tap to use the ones you want.
- Tap outside of the controls box to close it.
- If you want other modes (pano, portrait, slow-mo, etc.) just slide across the words to the left right of Video and Photo for additional modes (slow-mo, panoramic, portraits, etc.)



Camera

Optional Way to Open Camera Quickly

You can open Camera directly from lock screen by swiping from the right side of the screen to the left. (Live Demo)

If this is annoying it can be turned off in iOS 26.1 Settings/Camera. Also once Camera is open, swipe up and the Camera controls appear.

New Phone Settings

Unwanted Calls & Screening

Remove unwanted distractions from unknown numbers with **Call Screening**, which gathers the necessary information before your phone rings, so you can make an informed decision on whether to pick up, decline, or ask for more information.

1. Settings/Apps/Phone/Screen Unknown Callers
2. Call Filtering (this has been available for several years)

Use **Hold Assist** to wait on hold for you and then send you a notification when it's time to return to the call.

1. Settings/Apps/Phone/Hold Assist Detection

3:35

Phone

Allow Phone to Access

- Apple Intelligence & Siri
- Search
- Notifications
Banners, Sounds, Badges
- Cellular Data

Default Calling App Cellular

Preferred Language

- Language English
- Incoming Calls Banner
- Announce Calls Always

My Number +1 (240) 205-1194

3:35

Phone

My Number +1 (240) 205-1194

Share Name and Photo
Contacts Only

Updated name and photo will be automatically shared with people in your contacts.

SharePlay

Watch shows, listen to music, and use apps together during FaceTime calls.

Calls

- Wi-Fi Calling Off
- Calls on Other Devices When Nearby
- Respond with Text
- Audio Call Recording Off

Hold Assist Detection

3:37

Phone

Hold Assist Detection

Automatically detect when you are placed on hold, so you can step away. iPhone will then notify you when it's time to pick up.

Live Voicemail

View a transcript of an incoming voicemail and answer the call before it ends. Calling and data rates may apply.

3:37

Phone

Screen Unknown Callers

Never
Calls from unsaved numbers will ring, and missed calls will be displayed on the Recents list.

Ask Reason for Calling
Calls from unsaved numbers will be asked for more information before iPhone rings. Calling and data rates may apply.

Silence
Calls from unsaved numbers will be silenced, sent to voicemail, and displayed on the Recents list. Calling and data rates may apply.

Call Filtering

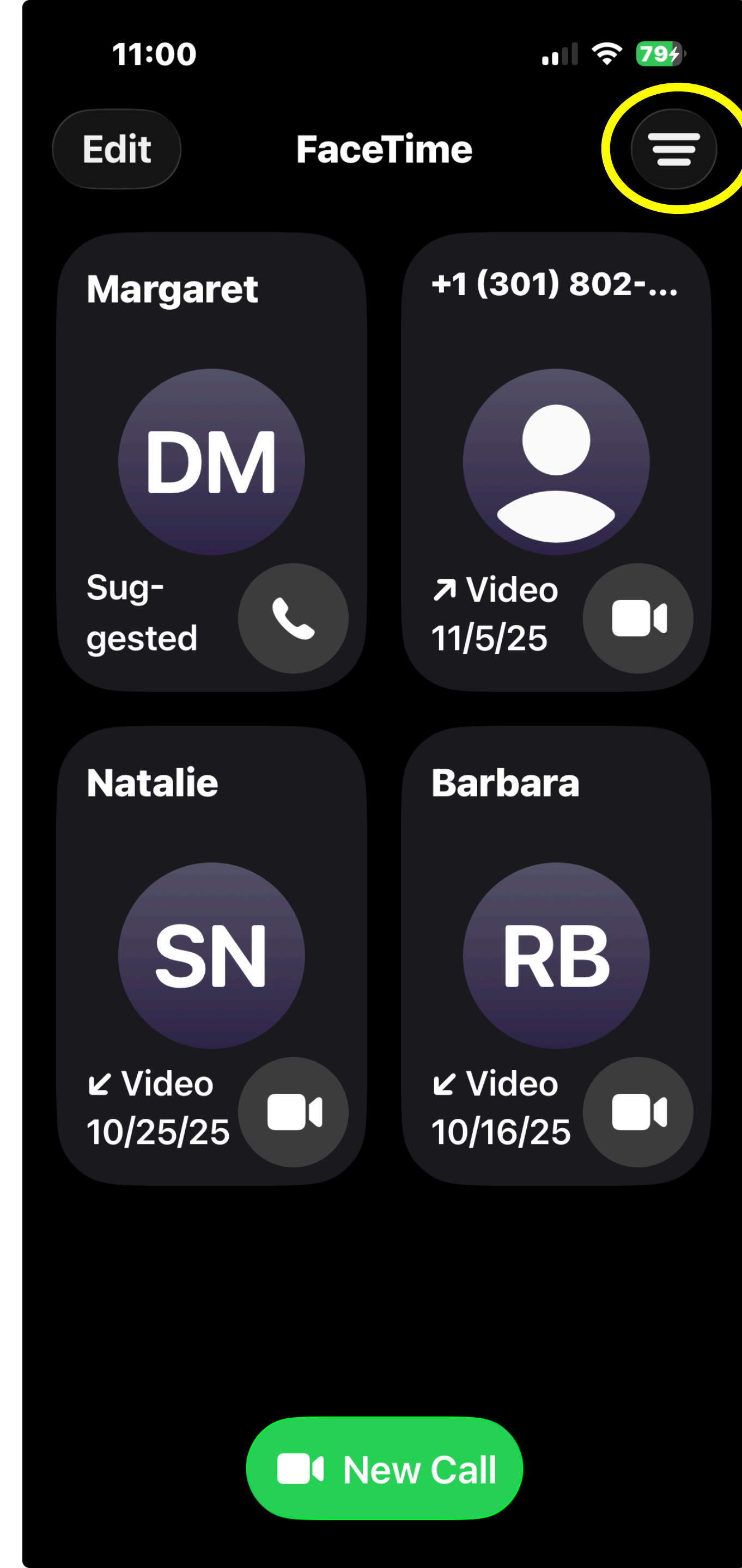
Unknown Callers
Missed calls and voicemail from unknown numbers will be silenced and moved to the Unknown Callers list.

FaceTime Changes

- Icons are labeled and larger
- Options are available from the three line icon at the top right corner
- Once in the call you will see the option to translate

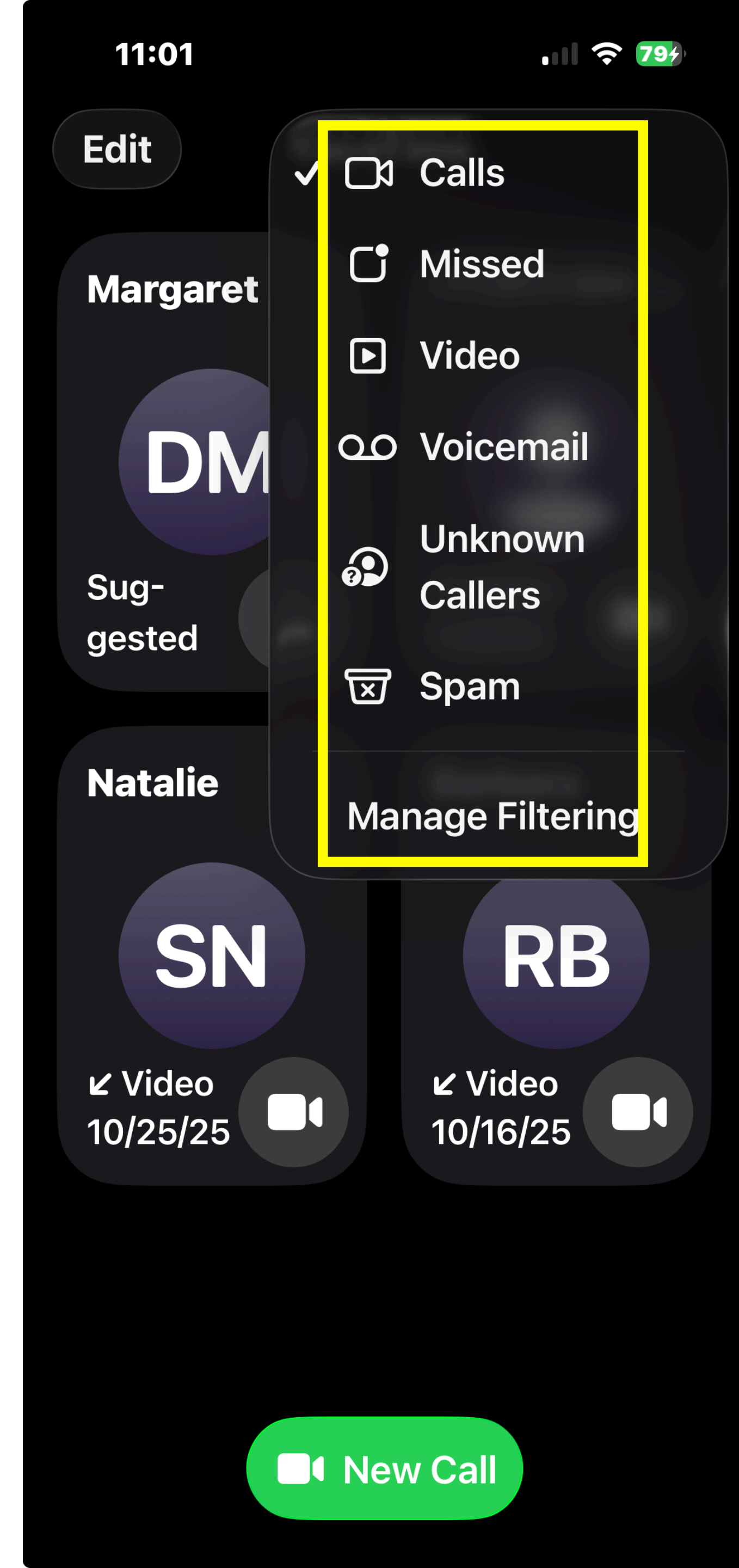
FaceTime

- Icons are larger and labeled
- Three lines on right hand side provide a drop down list of options
- When you click on a button you get detailed information on the last call.
- When you make your call you will get option to translate if you have Apple Intelligence.



FaceTime

- Drop down from 3 lines on the right hand side.




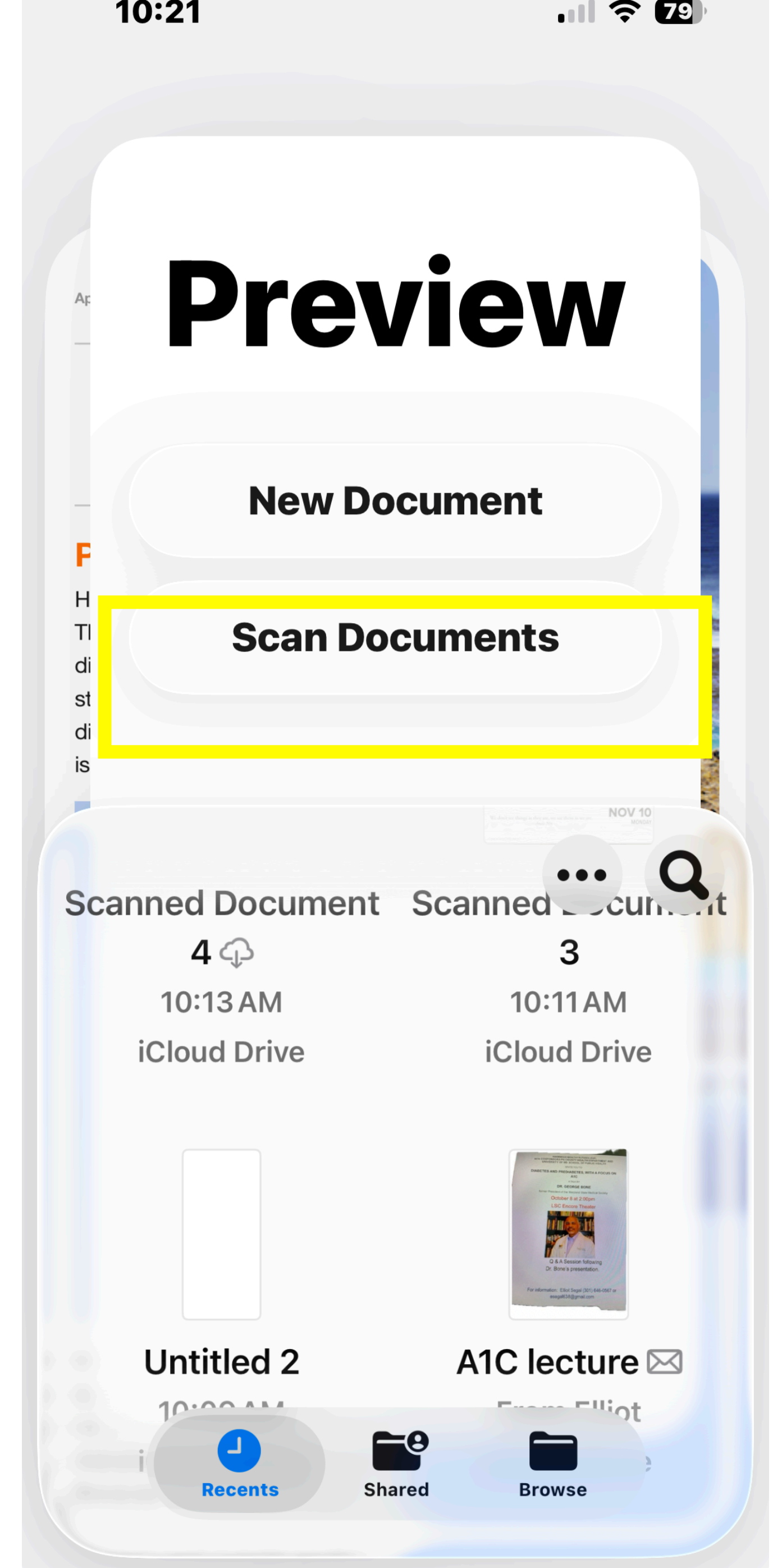

Wallet

- Your airline (currently United, & Delta with 8 others to be added throughout the year) will ask if you would like to save your boarding pass electronically and if you would like to save it to Apple Wallet.
- Boarding passes saved in Wallet now show relevant information like gate information and departure times.
- You can quickly get to information from the boarding pass to find your luggage.

Preview

Preview app is now available on iPhone so you can easily view, edit, and share PDF documents and images.

1. You can scan a document in Preview rather than Notes to create a PDF.
 1. Tap Scan Documents in the middle of the screen, position each page in the camera to capture it, then tap.
2. Remove the background from an image.
 1. You can remove image backgrounds to focus on what's important. Tap  at the top of the screen, then choose Remove Background.



JOIN THE COMPUTER CLUB -- Send Form Below

To Treasurer Hannah Spalding (MS-307) with check made out to Computer Club for \$2 (1 year) or \$4 (2 year) membership. For your convenience you may place the form and check in an envelope marked Campus Mail and hand it to any front desk receptionist.

Your membership year starts with the date you join. The Treasurer will provide you with a copy of the club by-laws and the key pad code to open the Computer Lab door. As a member you are entitled to use the copy paper within the Computer Labs for **printing there** without charge. You will be reminded when your membership year is about to expire.

Name (print) _____ Renewal? (Y/N)

Apt. # _____ Phone: (____) _____ Date _____

E-Mail Address _____


The Computer Club has established a group e-mail system which does NOT show the names of individual members (except the recipient) and is used only to send useful and significant messages. The e-mail addresses will not be distributed to others. If you do not wish to participate in this, please check below:

_____ I do not want my e-mail address included on the Computer Club group e-mail list



JOIN THE COMPUTER CLUB -- Send Form Below

To Treasurer Hannah Spalding (MS-307) with check made out to Computer Club for \$2 (1 year) or \$4 (2 year) membership. For your convenience you may place the form and check in an envelope marked Campus Mail and hand it to any front desk receptionist.



Scanned Document 5

Send Copy



Options



AirDrop



Messages



Mail



Notes

F



Copy



Print



Add to
New Quick
Note



More

Q&A

Part 2

Trudy Downs - November 11, 2025